



4-H Online 2.0 Enrollment *tip sheet* for families

Logging in

Colorado 4-H has transitioned to version 2.0 (mobile friendly) for 4-H enrollment!

- To get started, go to our URL: <https://v2.4honline.com>

4-H families that are re-enrolling

- Enter the email address and password that you previously used in 4-H Online to "Sign in". (Click "**Reset password**" if your password is not working)
- 4HOnline 2.0 has higher password standards, so it's possible that your password is too short or requires additional security.

4-H Online
4-H ENROLLMENT AND EVENT REGISTRATION

Email

Password

Sign in

Don't have an account?

Reset password?

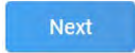
4-H families enrolling for the first time

- Click the link "Don't have an account?"
- Select "Colorado" and then "Colorado 4-H Youth Development".
- Select the county
- Enter your family's contact information and set a password.
- Click "Create Account"
- Enter your family's address information and click Verify.

Login troubleshooting

If you have previously created a 4-H Online account, 4-H Online will prevent you from creating a new account based on your email address, mailing address and/or phone number. This can sometimes be resolved with the on-screen prompts, other times staff assistance may be needed:

- Contact Michelle Langston at 970-400-2076 or mlangston@weld.gov.



Helpful hints: Look for the buttons!


Throughout the enrollment process, look for the **Blue** buttons to proceed, and ultimately, the **Green** button to 'submit'.

Re-enrolling previous 4-H youth members

- Click on "**Member List**" to see existing member records.
- Click "**Enroll Now**" for the member you're re-enrolling.
- Select the member's current school Grade, click **Next** and then Enroll.
- Proceed through the next several screens to complete enrollment*.

Items you will need to do this year:

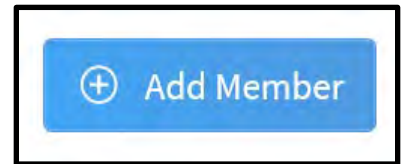
- Choose the Club you are joining.
- Choose the projects you want to enroll in this year.



Enrolling new 4-H youth members

Step 1 - create a Member Profile

- Click "Add Member"
- Click on the "4-H" program and then "Next"
- Enter the requested information on the next screens to create the new member's profile.
 - This profile will remain in place for all future enrollments and event registrations.
- Click on "I want to join 4-H as a New or Returning 4-H Member", then Finish



Step 2 - enroll in the current 4-H year

With the member's profile created, proceed through the next several screens to complete enrollment.*

* NOTE: Additional Information Tips for Enrolling



View – Allows the end-user to update the "Members" profile



Enroll Now – Allows member to begin the enrollment process answering questions such as:

Choosing a 4-H Units (Club) and Project – Contact us at the Extension Office at 970-400-2066 or visit www.weld4h.org should questions arise. Use the other “Blue” buttons to your advantage!

Select Units

Select Projects

Show Questions

Tell Us About You and Share Information!

Show Health Form

Share your health information isn't required but helpful, if needed during county, district, regional or state events. The only requirement are signatures to agree or disagree on emergency situations.

Show Consents

Required Consents for Members and Parents to Sign each 4-H Year (Code of Conduct, Participation, and Photo Release) – Only if a member takes an animal project the Animal Care and Housing Form is required per project.

All enrollment fees are to be paid to your club. **NOTE: Always check with the county for all FEES, there may be additional county and/or club fees!**

Show Payment Options

Payment Section

To complete your 4-H enrollment you MUST complete the payment section in 4-H Online. Please remember, when you get to the payment section of your enrollment, you must click on Show Payment Options button, then select Pay By Check, then click Confirm, then click Next, then click Submit. *4-H Online will not collect any banking information, it is just a step to get to the end of the enrollment so you can submit your enrollment.* Once you click the Submit button, you are enrolled. If you do not complete the payment page, you are not enrolled. You will still pay your club the enrollment fees.

Enrollment Fees

All enrollment fees are to be paid to your club. There is no online payment option.

- Re-enrolling members: \$50.00 for members re-enrolling by January 15th, \$60.00 for members re-enrolling between January 16th through March 1st.
- Re-enrolling Cloverbuds: \$40.00 for Cloverbuds re-enrolling by January 15th, \$50.00 for Cloverbuds re-enrolling between January 16th through March 1st.
- New Members: \$50.00 for new members
- New Cloverbuds: \$40.00 for new Cloverbuds



What's Next?

After you submit enrollments/re-enrollment, you will receive an email from the 4-H Online server as a confirmation and with more information about participating in 4-H.

In the days following your submissions the following will happen:

- Once we approve your enrollment, you will receive an email stating you will still need to pay for your enrollment fees and to contact the Extension Office. You do not need to contact the Extension Office, we have to apply the payment to your account after we approve your account. We approve accounts once we collect the enrollment fees from your club leaders.
- Enrollment Sent Back to Member – The County needs some corrections, then you would resubmit for review.

Animal ID Forms

There are 3 species that must complete the ID forms. Breeding animals are required to submit an animal ID form.

- Dog ID Forms are due in 4-H Online by May 1st. If you submit a dog ID last year and it was approved, it is still in the system for you to reactivate this year. You will need to upload any updated vaccine records.
- Horse ID Forms are due in 4-H Online by May 1st. If you submit a horse ID last year and it was approved, it is still in the system for you to reactivate this year. You will need to upload any updated ownership paperwork and an updated negative Coggins test.
- Breeding animals for Beef, Dairy, Goat, Sheep, Swine, Poultry and Rabbits are required to submit an animal ID form through 4-H Online by May 15th. Breeding animals cannot be the same as your Market animals. You cannot family nominate breeding animals.

Signing Up for CWF Groups and Judging Teams

There will be a group section this year in 4-H Online. Once your enrollment has been approved, members can sign up for CWF groups and judging teams through the Group Section. Once your enrollment is approved, go to the member list. Select View next to the members name you want to select a group for. Select Group on the list hand side, this will take you to the group section. Select the 'Add Group' button, then select 2023-2024 and select the group you want to be a part of.

Items you could sign up for this year:

- **2026 CWF** - You will need to sign up through the Group Section for a CWF Group if you are joining Weld County 4-H CWF. **You must be at least 15 years old at the time of travel in 2026 and choose the group you are joining.**
- If you want to join a judging team (Livestock, Horse, Horse Bowl, Hippology, Dairy), you must add the judging team in the Group Section. You can add this at any time. This is for members 8-18 years old as of December 31st.